

Virtual Line Descriptor and Semi-Local Matching Method for Reliable Feature Correspondence

(Supplementary material to BMVC 2012 paper)

Zhe Liu

zhe.liu@enpc.fr

Renaud Marlet

renaud.marlet@enpc.fr

University Paris-Est, LIGM (UMR CNRS),

Center for Visual Computing,

Ecole des Ponts ParisTech,

6-8 av. Blaise Pascal, 77455 Marne-la-Vallée, France

Comparison of ASIFT and K-VLD

We compared the results of our K-VLD method with ASIFT [5] on a difficult scene. This scene is synthetic; images are available on IPOL [1]. We use the ASIFT source code from the authors, available on IPOL [2].

Matching results depend on a chosen threshold for the Lowe criterion [3], i.e., a maximum value for the ratio of the descriptor distance of the best match to the descriptor distance of the second best match. In our test, we use for ASIFT a maximum Lowe score of 0.73, which is the default value of the provided implementation. For SIFT [3], to put us in the worst situation (many ambiguities, hence many outliers), we use a maximum Lowe score of 0.99.

Figure 1 shows the matches found by SIFT (without any symmetric selection criterion). Filtering those matches with K-VLD removes most outliers. The remaining outliers are due to the imprecision of the detector, which slightly misplaces corresponding points.

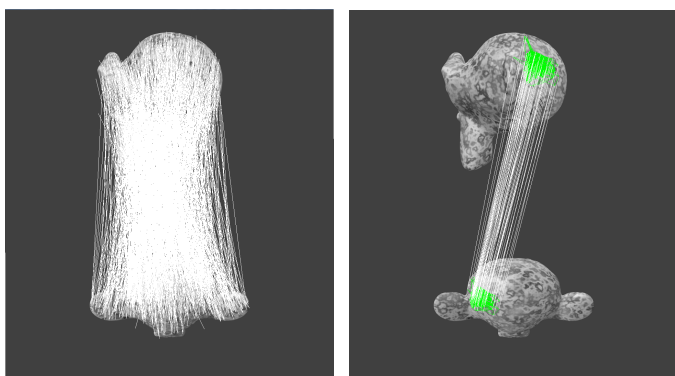


Figure 1: Left: SIFT matches (with Lowe score = 0.99, no symmetry).
Right: K-VLD filtering of these matches (+ K-VLD clusters).

Figure 2 similarly shows matches selected by ASIFT. Due to ambiguities and viewpoint change, there are many false matches. However, using K-VLD as a post-filter to ASIFT removes most outliers.

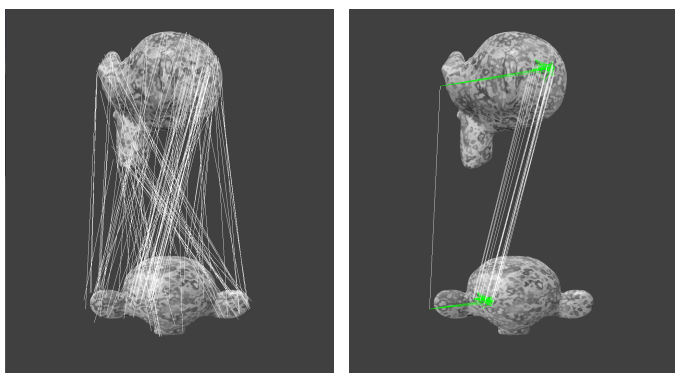


Figure 2: Left: ASIFT matches (with default Lowe score = 0.73).
Right: K-VLD filtering of these matches (+ K-VLD clusters).

Figure 3 shows the result of filtering the ASIFT matches with a state-of-the-art RANSAC-like algorithm, namely ORSA [4]. As discussed in the full paper, the output of ORSA still contains several outliers near the epipolar lines. But if we filter the ASIFT matches by K-VLD before feeding them into ORSA, most remaining false matches are removed.

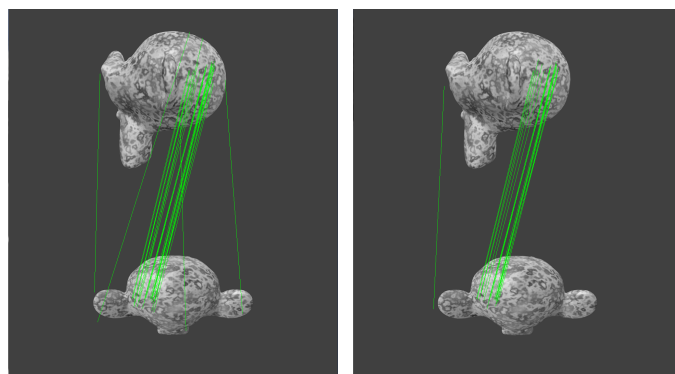


Figure 3: Left: ASIFT matches filtered by ORSA.
Right: ASIFT matches filtered by K-VLD, then by ORSA.

References

- [1] G. Yu and J.-M. Morel. Synthetic images used for testing ASIFT, 2011. http://www.ipol.im/pub/demo/my_affine_sift/archive?key=0DA014C43786492B0A854FAD5DE5EACD.
- [2] Guoshen Yu and Jean-Michel Morel. ASIFT: An algorithm for fully affine invariant comparison. *Image Processing On Line*, 2011. doi: <http://dx.doi.org/10.5201/ipol.2011.my-asift>.
- [3] D.G. Lowe. Distinctive image features from scale-invariant keypoints. *International Journal of Computer Vision (IJCV)*, 60(2):91–110, 2004.
- [4] L. Moisan and B. Stival. A probabilistic criterion to detect rigid point matches between two images and estimate the fundamental matrix. *IJCV*, 57(3):201–218, 2004.
- [5] Jean-Michel Morel and Guoshen YU. ASIFT: A new framework for fully affine invariant image comparison. *SIAM Journal on Imaging Sciences*, 2:438, 2009.